

martin



Electrosurgery

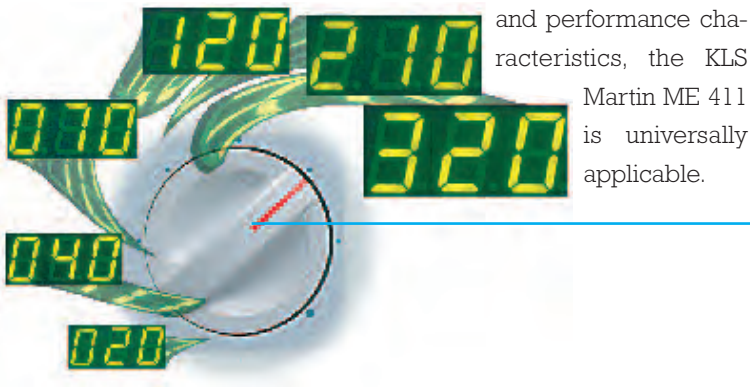
KLS Martin ME 411

Utmost Safety and Reliability
Thanks to an Advanced Safety Concept

www.klsmartin.com

Progressively increasing/ decreasing power output

In the lower output range, the user can select the desired HF output power value in 1-watt steps, which allows very precise dosing. As the power adjuster is rotated clockwise, output power increases on a non-linear, progressive basis. This means that high power reserves are available in the upper power range.



and performance characteristics, the KLS Martin ME 411 is universally applicable.

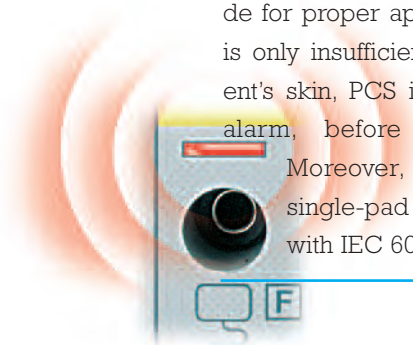
Integrated dynamic, self-adaptive HF power output control

With the help of the dynamic, self-adjusting power output control that has been integrated into the system, the KLS Martin ME 411 automatically selects the most suitable operating point. This guarantees optimum cutting results irrespective of tissue impedance or cutting speeds.



Highest patient safety thanks to Patient Control System (PCS)


Using a dual-pad neutral electrode, the integrated KLS Martin Patient Control System (PCS) continually monitors the neutral electrode for proper application. So if the electrode is only insufficiently in contact with the patient's skin, PCS inhibits HF-power and gives alarm, before critical situations arise.



Moreover, the system also monitors single-pad neutral electrodes in acc. with IEC 601-2-2.

Better protection against mal- operation by PIN Error Control

The KLS Martin ME 411 performs a power-on-self-test routine whenever the system has been switched on. If an error or malfunction is found, HF power output is blocked and the respective error code is displayed.



10 different types of current for a broad range of indications



Monopolar cutting 1

Pure cutting current allowing smooth cuts, with optional integration of a starting cut pulse.



Cutting URO 2

Cutting current blended with coagulation current, for use in liquid media (e.g. papillectomy).



Spray coagulation

Non-contact surface coagulation (fulguration). In tissue contact under liquid media (e.g. TUR) useful for staunching micro-bleedings.



Monopolar cutting 2

Cutting current blended with coagulation current.



Contact coagulation 1

Coagulation current with very deep-reaching effects; electrode in direct contact with the tissue.



Bipolar cutting 1

Pure bipolar cutting current, to be used with sling-type electrodes, for example.



Cutting URO 1

Cutting current allowing smooth cuts in liquid media (e.g. TUR), with optional integration of a starting cut pulse.



Contact coagulation 2

Coagulation current with deep-reaching effects; electrode in direct contact with the tissue. Particularly suitable in TUR.



Bipolar cutting 2

Bipolar cutting current blended with coagulation current to be used f. e. with electro-surgical forceps, for example.




Bipolar coagulation

Automatic bipolar coagulation to be used with bipolar tweezers or bipolar instruments.




Highest safety for the patient by patented active leakage current compensation

The KLS Martin ME 411 monitors and actively controls the HF leakage currents and compensates them. This helps to avoid the risks associated with so-called „accidental HF burns“, thus providing additional safety to the patient.



Advanced safety concept based on two microprocessors working in parallel

The tasks of monitoring and controlling the various system components are shared by two microprocessors working in tandem. As these two modules also monitor each other, they provide the basis for KLS Martin's highly advanced safety concept.



Bipolar Coagulation with AUTO-START and AUTO-STOP Function

The bipolar coagulation current is activated automatically by tissue contact and will automatically cut off the bipolar HF current as

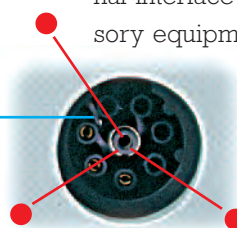


soon as the coagulation process has been completed, prior to unwanted side-effects like tissue glueing or pollution.



Multi-function connector for connecting intelligent accessories

The bipolar output port of the KLS Martin ME 411 has been designed as a multi-functional interface for connecting intelligent accessory equipment. Thus, this interface provides




for proper information transfer between the HF generator and the connected accessory part. Being upward compatible, this interface also takes account of future developments.

Electrosurgical Unit ME 411

Utmost Safety and Reliability

Thanks to an Advanced Safety Concept



Advantages of the KLS Martin ME 411

- Utmost patient safety by constant monitoring and active compensation of HF-leakage currents
- Constant monitoring of neutral electrode for proper application via PCS
- Safety of operation due to power-on-self-test, including detailed error messages
- Digital setpoint value display in accordance with the selected output power level
- Integrated dynamic, self-adaptive HF output control for reproducible cuts
- Progressive power output adjustment
- 10 different types of current available for monopolar and bipolar application
- Two independent power generators
- Two parallel μ -processors
- Two URO-CUT Functions particularly for underwater-cutting
- Serial interface for MABS
- Comfortable bipolar Cut or Coagulation
- Bipolar Autostart/Autostop function
- Symmetrical Bipolar Output, significantly reducing tissue glueing or pollution of electrodes
- Bipolar instrument recognition for use of intelligent accessories
- Broad range of high-quality, practice-oriented accessories – see Martin Accessories catalog



KLS Martin Argon-Beamer-System (MABS)

In combination with the KLS Martin Argon Beamer MB 181 the KLS Martin HF-unit ME 411 with its intelligent interactive interface forms the KLS Martin Argon-Beamer system. The MABS inaugurates new applications for superficial soft coagulation of tissue in open or endoscopic surgery.

